

Automatic Tire Chains

Distributor _____

Customer _____

Address _____

Phone Number _____

Vehicle Make, Model, & Year _____

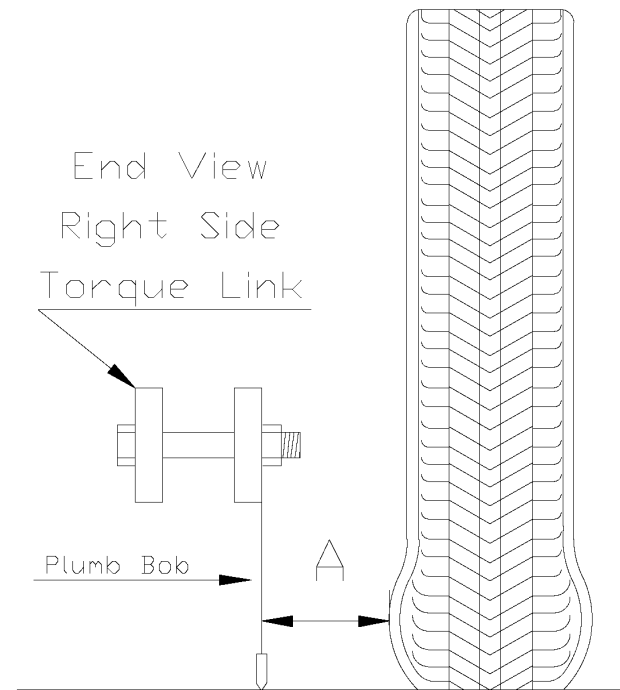
Tire Size _____

Left Side

A = _____

Right Side

A = _____



Left Side

Right Side

B = _____

B = _____

C = _____

C = _____

D = _____

D = _____

E = _____

E = _____

F = _____

F = _____

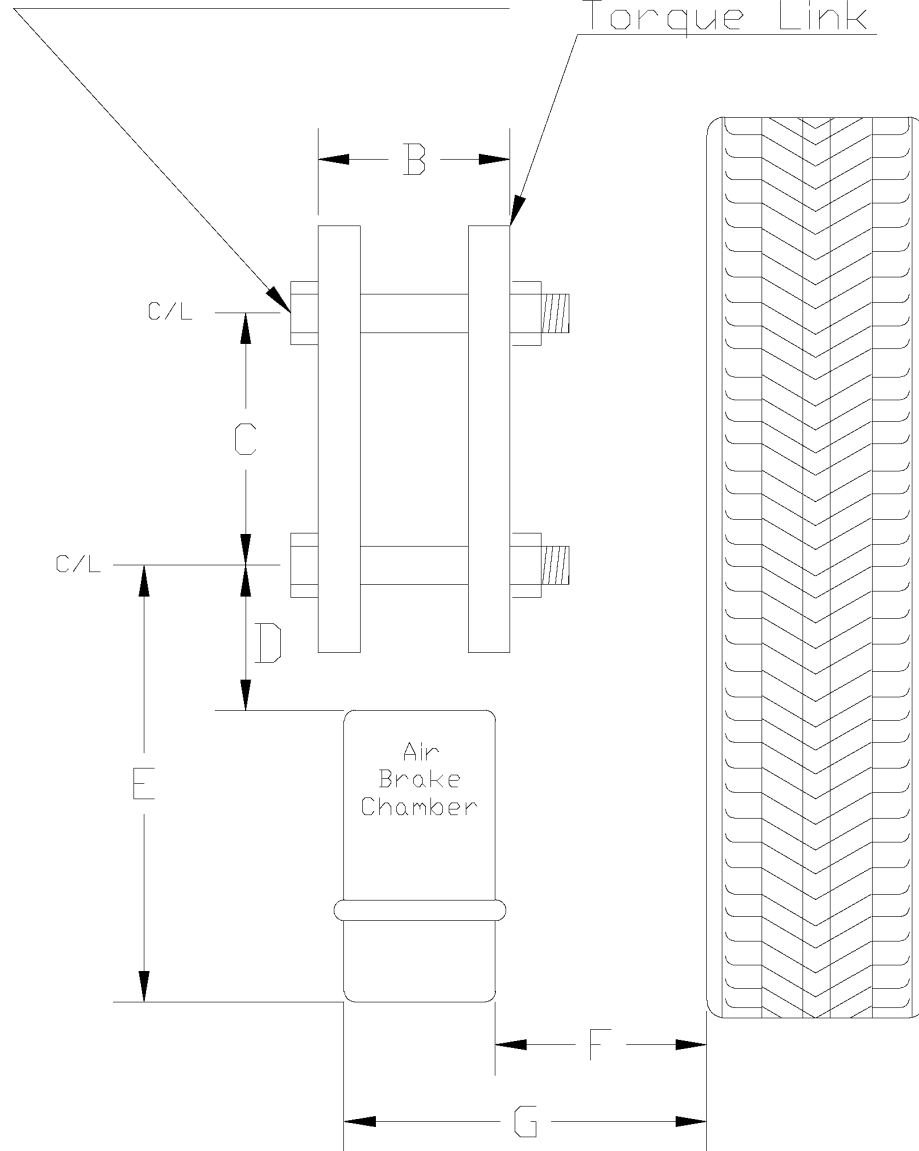
G = _____

G = _____

Bolt
Diameter = _____

Top View
Right Side
Torque Link

Front of
Vehicle



Left Side

Right Side

H = _____

H = _____

I = _____

I = _____


J = _____

J = _____

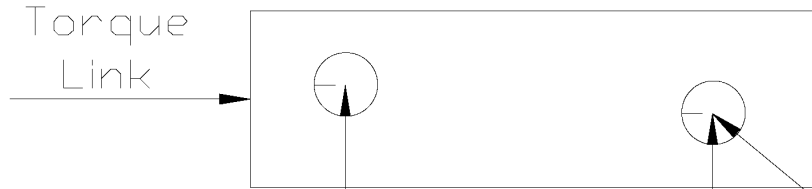
K = _____

K = _____

Right Side View



NOTE:
This point
should be
the C/L of
the axle



H

I

J

K

Ground

Front of
Vehicle

Rear of
Vehicle